



# Chestnuts Primary School



## NEWSLETTER

8th July 2022

Dear Parents and Carers,

It is such a busy end of year and we have done so much! We have had some fantastic music concerts, we have had great fun at our Sports Day (Y6 will be on 20th), an incredible show from our talented Y6 performers and the children have been out on some amazing trips!

Of course we have also had the awesome Chestival! We are so lucky to have such a great PSA team who have once again organised this wonderful event. I would like to say a big thank you to them, to all the parent and staff volunteers and to all the support from our families who came to enjoy the event.

We still have so much more to do! Please come along to our Chestnuts Musical Performance with Wigmore Hall in school on Tuesday 19th July (the schedule is on page 7 of this newsletter). The children have been rehearsing really hard on their songs and are really looking forward to sharing them with you.

Have a great weekend.

Katie Horwood



**Be Safe**  
**Be Engaged**  
**Be Respectful**  
**Be Ready**

# Dates for your Diary

**Saturday 9th of July**

Gardening Day

**11th—15th July**

Year 6 Pendarren Trip

**Tuesday 12th July**

KS1 Rock Steady Concert 9.30am

**Friday 15th July**

Chestnuts Quiz Night

**Tuesday 19th July**

Chestnuts Musical Performance at 4pm

**Wednesday 20th July**

Reception Assembly & Celebration  
Picnic

**Wednesday 20th July**

Y6 Sports Day AM

**Wednesday 20th July**

Nursery Show and Picnic

**Thursday 21st July**

End of Term at 2pm



**Don't forget to book your tickets for  
the Greatest Quiz on its new date of  
Friday 15th July**

**7.30 – 11pm**

**Tickets are available through  
Parent Pay**

## Nursery

The children arrived at the nursery on Monday and they had a little surprise. Lots of sea creatures and books about the sea were on the carpet. We started to learn different things about sea animals and where they live. The children enjoyed mark making on the windows. We started to learn about pollution in sea and what we can do to save the turtles. What a great week!



# What we have done this week

**Ahlberg**

We had a great time at sports day on Wednesday. The children really enjoyed all the different activities. Thank you to Mr Joe and Mr Abdel for organising such a great day. Thank you to all the parents who came and supported the children they loved having you there. It was great to see Ahlberg and Donaldson parents getting involved in the Tug of War challenge.




**Donaldson**


This week we have been looking at the artwork of David Hockney and having a go at recreating some of his artwork in our own styles. We have loved doing this and the results have been very impressive!



**Mozart**



We have been learning about explanation texts and the features. We then wrote our own explanation text about the life cycle of a sunflower.



**Hadid**

We enjoyed having our song writing sessions with Wigmore Hall. We thought about lyrics and melody based on the story of Coming to England by Floella Benjamin. We can't wait for you to hear it!



## Seacole

We have been learning about 'Stone Age Boy' by Satoshi Kitamura. Before retelling the story, they enjoyed creating freeze-frames of the different jobs the main characters learned to do at the Stone Age camp.




## Bolt

This week Bolt class had a visit from Jessie and Rosie from Wigmore Hall. We are writing a song with them to perform for you!



## Dahl

Last week we visited the British Museum. Many thanks to all the wonderful parents and carers who came with us!



We also made our own beeswax candles to sell at Chestival Summer Fair!

## Attenborough

Continuing our project on bees in Science, the children made candles out of beeswax sheets.



## Fibonacci

This week Year 4 went to the Science Museum and watched an amazing documentary on Antarctica.



## Gandhi

Here is the final cello concert from Gandhi class performed on Thursday. It is almost impossible to believe they had never picked up a bow in September, it is amazing what they have achieved. There is no question when people ask what instrument they have played, to be able to say cello is a jaw dropper. I am, as I know you all are, so proud of their accomplishment.



## Thompson

This week the children investigated how temperature affects the rate of sugar dissolving in water. They used thermometers, timers and different temperatures of water to check and interpret their results. They had plenty of fun experimenting.



## Pankhurst

Pankhurst had a fantastic time at the Natural History museum this week- our main focus was volcanoes and earthquakes, but of course we enjoyed the dinosaurs too! There was so much information to take in we were exhausted.



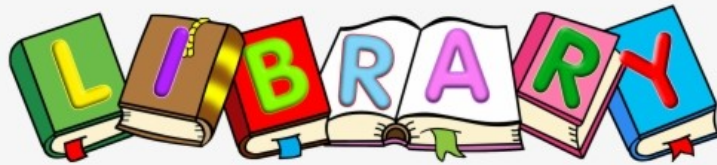
Malala

Mandela

The Year 6's performed 3 phenomenal shows this week. They have worked so incredibly hard on their *Rock Bottom* performance over the past month and produced something they can be incredibly proud of. Well done!



The



Zone



On Friday, children in Years 2 to 5 had a wonderful assembly with Eloise Smith.

They were amazed as she demonstrated her skills with a fencing epee (sword) and learned about the discipline, perseverance and resilience she developed to reach Olympic level in her sport. Truly inspirational!

She also talked about her thrilling story *Sister to a Star* and how she dreamed up the Hollywood setting for the twins who are the key characters in the book. Like many readers, Ms Efthymiou was especially fond of the cast of child stunts-people whose gruelling training prepared them for the adventures which unfold as they seek to recover one of the twins after she is kidnapped.

Eloise signed books for many happy children. Copies of the books will be available to borrow from the library for others who want to read the adventure!



Ms Efthymiou, [librarian@chestnutsprimary.com](mailto:librarian@chestnutsprimary.com) @ChestnutsLib



# Art Classes

The finished samples show how well the children in year 4 have grasped the technique of weaving.

Week 3 & 4	YEAR 4	WARP & WEFT	SUMMER 2	VOCABULARY
Use the Weave on a mini loom video from MetKids to introduce the children to the technique of simple loom weaving.				
EXPLORE	I can prepare a cardboard loom and begin weaving choosing from a range of yarns.			
RESOURCES:	How to weave on a mini loom instructions Cardboard, needles, scissors threads etc			

### How to weave on a mini loom

**You will need**

- piece of thick cardboard (15cm x 20cm)
- range of yarns
- scissors
- tape
- large, plastic needle
- fork

**Method**

1. Cut evenly spaced slits at the top and bottom of the piece of cardboard to make a loom.
2. Tape one end of the yarn onto the back of the loom, close to one edge.
3. Thread the yarn through the first slit at the top of the loom, down the front and through the first slit at the bottom of the loom. On the back of the loom, take the thread to the second slit and repeat the threading until all the slits have been used.
4. Cut the yarn and tape it down onto the back of the loom. You have now made the **warp**.
5. Turn the loom over and thread the needle with yarn. Weave the **weft** under the first warp thread and over the second. Continue this all the way across the warp, but leave a tail of yarn hanging off for the edge.
6. Repeat this in the opposite direction, then push the second weft down tightly against the first with the fork.
7. Continue until the loom is full. Change yarn types if you wish to make a striped pattern.
8. To secure the ends, thread the tail of yarn down the looped end of the weft.
9. Thread the first tail of yarn up the looped end of the weft. Repeat with the next tail near the top, then the next tail near the bottom, until all of the tails are secure.
10. Turn the loom over. Take off the tape, then cut the warp threads across the middle.
11. Take two warp threads next to each other and tie them in a knot. Repeat this for all of the warp threads.
12. Remove the weaving from the loom and trim the warp threads.



## BiG Gardening Day

**Saturday 9th July**

Join anytime between  
**11 am and 2.30pm**

**Everyone is WELCOME!** kids, parents, grand parents,  
neighbours, friends - no gardening experience needed  
(Entrance by the St Ann's rd garden gate)

Join us in the school garden to get the garden  
ready for the summer :

- Set up an irrigation system
- Plant some squash for an **autumn harvest**
- General tidying up
- Build some benches for an outdoor classroom... **any carpenters** up for it?  
Please contact us!

**Hot drinks & biscuits will be available**

*\* if anyone has leftover outdoor wood paint, please let me know  
or take it to the school main reception - thank you!*



For info contact Nadja on  
**07787 311 430**

## Wigmore Hall Performance Times for Parents

4 10- Nursery and Reception

4.20 – Year 1

4.30 – Year 2

4.40 – Year 3

4.50 – Year 4

5.00 – Year 5

5.10 – Year 6

# Classes September 2022

CURRENT CLASS	NEW CLASS	TEACHER
	Nursery	Ms Mower & Ms Esin
	Ahlberg	Ms Atherton
	Donaldson	Ms Griffiths
Ahlberg	Hadid	Ms Sulejmanovic
Donaldson	Mozart	Ms Yong and Ms Ryan
Hadid	Bolt	Ms Arkin
Mozart	Seacole	Ms Pozsonyi (Ms Agnes)
Seacole	Dahl	Ms Sarler
Bolt	Attenborough	Ms Sarwar
Attenborough	Gandhi	Ms Potter and Ms Pieri
Dahl	Fibonacci	Ms Burke
Gandhi	Pankhurst	Ms Jackson
Fibonacci	Thompson	Ms Livingstone
Thompson	Malala	Ms Linares
Pankhurst	Mandela	Mr Bloom

We are very sad to let you know that Mr Gooden, Mr Gilbert, Ms Gordon and Ms Corona will be leaving us at the end of the year to go to pastures new. Mr Gooden and Mr Gilbert have decided to take a break from teaching for a while, Ms Gordon is moving to Abu Dhabi and Ms Corona is moving to Hastings. We have very much enjoyed working with each and every one of them and even though they will be missed we wish them all the best in their new endeavours.

We are very happy to welcome Ms Linares back after her maternity leave. We are also pleased to welcome Ms Arkin, Ms Jackson, Ms Atherton and Mr Bloom to our Chestnuts team.



# Chestival

A big THANK YOU to our marvellous PSA for running another fantastic Summer Fair! Thank you to everyone who volunteered and attended. What a great day it was!



Chestival Cake  
Winner: Betsi Blue Bell  
from Bolt Class won the  
best cake competition

# YEAR 6 CAREERS CAROUSEL

This was a great event—thank you to all the parent volunteers!



# Sports Day!



# Summer Reading Challenge 2022



The Summer Reading Challenge 2022 launches on Saturday 9<sup>th</sup> July!

This year's theme is 'Gadgeteers' and the science theme will be reflected in the new books Haringey's 9 libraries will have available for readers to borrow.

The challenge is suitable for Children aged 4 – 11 years who will receive gifts after every 2 books they borrow and read.



There is also a mini challenge for 0 – 3-year-olds who will receive stickers for every book read.

All Children who complete the 6 book challenge will receive a wooden eco-friendly medal and a certificate at a ceremony. In addition, all completers will also be entered into Haringey's prize draw for extra prizes!

In October, we will hold a reading assembly to celebrate all Chestnuts children who take part in this marvellous reading challenge. Join your local library now!

