



Chestnuts Primary School



NEWSLETTER

Friday 14th February 2025

Dear Families,

What a fantastic half-term it has been! I've had the privilege of teaching across many classes this term, and it has been an absolute joy to see how engaged and enthusiastic your children are about their learning. It's also reinforced just how exciting and enriching our curriculum is across so many subjects!

If your child isn't one to share much about their school day, try asking them about what they've been learning in History, Geography, or RE—you might be amazed by their knowledge!

As a senior leadership team, we've been having important discussions about smartphones and their use by children. I know many of you have been thinking about this too. As we explore what the future holds for smartphones at Chestnuts, we'd love your input. Please take a moment to complete the [parent survey](#) by **Monday, 3rd March**.

I also want to take this opportunity to remind everyone about **safe and considerate driving and parking outside the school**. We have seen some dangerous parking and driving during drop-off and pick-up times, which poses a real risk to our children's safety. Please take extra care, avoid stopping in unsafe areas, and be mindful of pedestrians. Your cooperation is greatly appreciated in keeping our school community safe.

Wishing you all a relaxing and enjoyable half-term—I look forward to seeing you on **Monday, 24th February!**

Mrs. Horwood



Be Safe
Be Engaged
Be Respectful
Be Ready

Dates for your Diary

Friday 14th February - Last Day of Term

Monday 24th February - All pupils return back to school

Tuesday 25th February - Y4/5 to the Shoemaker at Millfield Centre


Friday 28th February—Ahlberg Class Assembly 9.15am

Friday 7th March Pankhurst Class assembly 9:15am

Friday 21st March Donaldson Class assembly 9:15am

Friday 28th March Reception to London Transport Museum

Attendance



If your child is absent please could you call or leave a voicemail on the school office number :

02088002362 or email office@chestnutsprimary.com

Nursery

In Nursery, our little artists have been learning all about Andy Warhol and his Pop Art! We decided to create our own Pop Art inspired by Andy Warhol and other artists who were inspired by Andy Warhol. We found a piece of art using Andy Warhol's style and a sheep! We thought this was a great idea to tie into our Little Red Hen farm animals theme. First, we each drew a sheep with black pen. Then Ms Mulder copied our drawings four times each onto one piece of paper. Next we used pastels and felt tips to colour each one differently. Finally we used water colours to paint the background. We used bright colours to make our art Pop and made sure each repeated sheep was different. We think our Andy Warhol art is amazing!



What we have done this week

Ahlberg

Reception have been learning about the artist Keith Haring. We enjoyed looking at his pictures and talking about what we could see. Keith Haring used his art to spread important messages about things he cared about. We spoke about things we care about and made art work inspired by Keith Haring. First we drew pencil stick people, then we drew around the outside with black pen and finally we coloured in our pictures using bright pens. In Reception we love a range of things including swimming, our families and football!



Donaldson

We have had an exciting couple of weeks in Reception. We have been learning to use different woodwork tools. So far we have used the bradawl, screwdriver, hammer and Japanese Pull Saw. We also had a go at putting all of our new knowledge using the tools into action with these fun creations. We can't wait to make some plans and designs and put our ideas into action.



Mozart

This week in art, we built on our previous work by using our designs, created with PVA glue, string, and cardboard, to make prints. First, we carefully chose two colors and used rollers to mix the paint, experimenting with blending to achieve the right consistency. We then rolled the paint over our textured designs and printed them onto paper, revealing bold and creative patterns.

This activity links to Rights and Respecting because it encourages self-expression and creativity, which connect to Article 13 of the UNCRC—the right to express ourselves in different ways. It also promotes respect for each other's artwork, patience in the process, and responsibility in using and sharing materials. By working carefully and thoughtfully, we ensured that everyone had the opportunity to create something unique while respecting our shared space and resources.



Hadid



Seacole

Rashford



During our History lessons, Year 2 has learnt about 'The Great Exhibition'. We transformed both classes into exhibitions and the children brought in a significant object to exhibit at the exhibition. The children were provided tickets to enter the exhibition and had to explain why their exhibit was significant to them.



Attenboough

Benjamin

Year 3 has been learning how to write non-chronological reports. Linking to our class text, we chose to write about a Lion. The children carried out research using chrome books, the children used their research to plan and successfully produce these wonderful non-chronological reports on Lions. We are so proud of how hard they have worked. Keep up the hard work Year 3!!! Have a lovely, well deserved rest over half term.




Fibonacci

This term, in Science, we have been learning about the digestive system. We have carried out an experiment using bananas and tights to see the journey food takes in the digestive system. The experiment helped us visualise how the stomach processes food using mechanical and chemical digestion. The tights mimicked the stomach and intestines in how they process food. The banana represented food breaking down due to digestion. The water represents digestive juices, which helps liquefy food. The squeezing action demonstrated the role of peristalsis, which helps move food along the digestive tract. The liquid seeping through the tights represented nutrient absorption in the intestines. This was a great hands-on experiment to understand how digestion works.





Gandhi

Finally the results came in on our teeth enamel experiment. A couple of weeks ago the children made predictions as to what would happen to eggshells that were put into a variety of liquids (water, milk, orange juice, coffee and coke). After the liquids were finally thrown out and the children were able to see which stained the shells, which made the shells softer and which had no effect at all. The point of the experiment was to show everyone what could happen to the enamel on our teeth with exposure to too much of these drinks. There were some very shocked and upset faces in class!



Thompson


Last week year 5 had the pleasure of being part of Young Voices 2025. It was an experience that we will never forget. All the children were amazing and we had an incredible time!



Pankhurst



Children have explored the poem Skin and discussed its messages about racial oppression and marginalization, reflecting on how these issues still exist in society today. They analyzed the poem's portrayal of discrimination and its impact, then created their own poems inspired by these themes. They also studied the rap Black by Dave, which touches on similar themes, helping them connect the poem to contemporary expressions of racial struggles and identity. Through this, they were able to understand and express their thoughts on racial inequality in a creative way.



**Me, being dark just like night,
How you treat me, it ain't right,
You act like we're shadows, lurking around,
But we too have a soul, which also makes a sound.**

**Your views make me wonder, "Who am I?"
You think of black, you think of monsters.
You think of nightmares, you think of slaves,
You think of us, digging in caves.
You think of darkness, a covering vale.**

By Leila, Aliyah, Wilson, Ada, Alexander and Jack

To celebrate our unit on the Circulatory System, Year 6 adopted 11th February as our Science Day! To complement our experiment on Diffusion and Osmosis, we recorded our results from a Fair and Comparative Test - observing measurable changes in Gummi Bears caused by osmosis.

Later, we explored the structures of lambs' hearts. Using syringes of water, we replicated pumping blood through the various different chambers. We then spent our time dissecting the organ, and shared our findings.

To end our day, we worked on our Half Term projects: creating pieces of work celebrating International Day of Women & Girls in Science. We researched various famous women in STEM and will proudly display our projects next term.



Art Classes



The staff got to grips with new materials and created stars and fish using willow and raffia. It was a lot of fun!



Chestnuts School Council

Chestnuts Cheers:

Year 6: We are happy that we get to do a presentation about Language of the Week. We have good Science lessons. We are finally having football matches! Our construction lesson meets sustainable goals 4 and 11.

Cora, Year 1: I like that the teachers try to teach us all they can when we do our lessons.

Molly, Year 5: Our class Cheer is that we really enjoyed (singing at the) O2.

AFTER SCHOOL CLUB

The children in KS1 & KS2 enjoying the activities at after school club.



HELPING YOUR CHILD MANAGE THEIR

WORRIES AND FEARS



**A 5-week parent workshop
hosted by Trailblazers!**

The Trailblazers are a Mental Health Support Team working with Haringey Schools to support the emotional wellbeing of children. The Trailblazers are trained in evidence-based approaches for a range of wellbeing concerns including

What will be covered:

Session One; Understanding anxiety.

Session Two; Promoting independence and having a go.

Session Three; breaking down big fears/ worries.

Session Four; Bedtimes.

Session Five; Problem solving.

"Felt like a really safe space - really appreciated all the help and guidance."

"Just delighted with it so lucky to have this"

(Parent workshop feedback, May 2023)

**BOOK A PLACE BY
EMAILING:**

Jeanne Milstein

senco@chestnutsprimary.com

WHEN & WHERE?

Fridays— 9.15am - 10am @ Chestnuts Primary School
on the following dates: 24th Jan, 31st Jan, 7th Feb,
14th Feb, 28th Feb, 7th March



SPRINGTIME SOUND BATH



TREAT YOURSELF TO A RESTORATIVE, SOOTHING, SOUND BATH FOLLOWED BY TEA AT CHESTNUTS PRIMARY SCHOOL WITH A CERTIFIED SOUND PRACTITIONER. THIS IS AN ADULT ONLY WORKSHOP SESSION.

PLEASE BRING A BLANKET. EYE MASK AND CUSHION, YOGA MATS WILL BE PROVIDED

WENESDAY 19TH MARCH

7-8:30 PM

£10

MORE INFO & TICKETS ON CLASSLIST

UPLIFTING PARTY TUNES
raising money for the PSA

HOOPDANCE

Mondays in term time 4.45-5.30pm

Chestnuts Primary School

La Rose Lane, N15 3AS

hoops provided

hula hooping tips & tricks by Katharine

Adults £5

this class is NOT for children

free for staff members

**buy tickets in advance on Classlist or pay
at the class by card**



For World Book Day the PSA has hidden 60 Golden Tickets in bars of Chestnuts Chocolate.

Bars cost £2 each.

Order on Classlist now for collection on March 6th and 7th.



AN EVENING OF

Life Drawing



TUESDAY 13TH MAY

LEAD BY FRANCES COSTELLOE

CHESTNUTS SCHOOL
(ADULT ONLY WORKSHOP)

BOOK VIA CLASSLIST



Skateboarding Workshop

Fri 7th March
Fri 21st March

3:30-4:30pm
10 places per workshop

Book via **Classlist**
For all ages

(reception children to be joined by an adult)

£7 per child



WOODLAND FAIRY HOUSE WORKSHOP

Make a woodland house for your fairy visitors out of clay foraged sticks and moss!

TUES 11TH MARCH 3.30-4.30PM

£7 PER CHILD

THIS WORKSHOP IS FOR YEARS 2-6

BOOK VIA CLASSLIST



PLEASE
BRING A JAR
WITH A LID
APPROX
15-20CM
TALL

Mural Painting Workshop



Tue 18th March
£8 per child
3.30pm - 5pm
Book via Classlist
Year 1-6

Forest School



29th April & 6th May

All children will get to take part in Forest School Workshops
funded and ran by the PSA